



# UNDERSTANDING YOUR ENERGY CHOICES

## TOU-DR1 - Residential Rate Comparison\*

				
	SDG&E 31% Renewable	SDG&E EcoChoice™ 100% Renewable	CEA Clean Impact 50% Renewable	CEA Green Impact 100% Renewable
Generation Rate (\$/kWh)	\$0.11453	\$0.35666	\$0.10685	\$0.11436
SDG&E Delivery Rate (\$/kWh)	\$0.23092	\$0.23092	\$0.23092	\$0.23092
SDG&E PCIA (\$/kWh)	\$0.02806	\$0.02806	\$0.02162	\$0.02162
Franchise Fees (\$/%)	\$0.00286	\$0.00363	\$0.00286	\$0.00286
Total Electricity Cost (\$/kWh)	\$0.37637	\$0.61927	\$0.36225	\$0.36976
<b>Average Monthly Bill (\$)</b>	<b>\$155.44</b>	<b>\$255.76</b>	<b>\$149.61</b>	<b>\$152.71</b>

Average Monthly Usage: 413 kWh

Rates as of June 1, 2022.

\* This comparison illustrates the estimated electricity costs for a typical residential TOU DR1 Solana Beach customer within the Clean Energy Alliance with an average monthly consumption of 413 kilowatt-hours (kWh). This is based on 12-months of billing history for all customers on a TOU DR1 rate plan and published rates as of June 1, 2022.

**Generation Rate** is the cost of generating and/or purchasing electricity to power your home or business. The generation rate varies based on your energy provider and the resources included in your energy provider's generation power source.

**SDG&E Delivery Rate** is SDG&E's charge to deliver electricity to your home or business. The electric delivery rate may vary depending on your rate and electricity use; however, it is charged equally to customers regardless of who provides your electric generation.

**SDG&E PCIA & FF** represents the **Power Charge Indifference Adjustment (PCIA)** and **Franchise Fee Equivalent Surcharge (FF)**. The PCIA is a charge to ensure that both SDG&E customers and those who have left SDG&E service to purchase electricity from other providers pay for the above market costs for electric generation resources that were procured by SDG&E on their behalf. "Above market" refers to expenditures for generation resources that cannot be fully recovered through sales of these resources at current market prices. The FF is a surcharge applied to electricity transported over SDG&E systems that are constructed in public streets and highways. SDG&E collects the surcharge from customers and remits them to the appropriate municipality. This surcharge is charged equally to customers regardless of who provides your electric generation. The PCIA and the SDG&E commodity portion of the FF are included within the generation rate of SDG&E's standard bundled service on a customer's bill.

## Electric Generation Power Mix\*

	SDG&E 31% Renewable	SDG&E EcoChoice™ 100% Renewable	CEA Clean Impact 50% Renewable	CEA Green Impact 100% Renewable
<b>Specific Purchases</b>	<b>Percent of Total Retail Sales (kWh)</b>			
<b>Eligible Renewables</b>	<b>31%</b>	<b>100%</b>	<b>50%</b>	<b>100%</b>
• Biomass & Biowaste	2.1%	0%	0%	0%
• Geothermal	0%	0%	0%	0%
• Eligible Hydroelectric	0%	0%	0%	0%
• Solar	17.9%	100%	26.8%	26.8%
• Wind	11%	0%	23.2%	73.2%
<b>Coal</b>	0%	0%	0%	0%
<b>Large Hydroelectric</b>	1.7%	0%	0%	0%
<b>Natural Gas</b>	26.2%	0%	0%	0%
<b>Nuclear</b>	0.2%	0%	0%	0%
<b>Other</b>	<b>0%</b>	<b>0%</b>	<b>0%</b>	<b>0%</b>
<b>Unspecified Power Sources**</b>	<b>40.9%</b>	<b>0%</b>	<b>50%</b>	<b>0%</b>
<b>Total</b>	<b>100%</b>	<b>100%</b>	<b>100%</b>	<b>100%</b>

\* SDG&E data reported to the California Energy Commission's 2020 Power Source Disclosure Program and CEA's 2021 Power Source Disclosure Program

\*\* Unspecified sources of power refers to electricity that is not traceable to a specific generating facility, such as electricity traded through open market transactions. Unspecified sources of power are typically a mix of all resource types, and may include renewable.


For specific information about the electric generation power mix, contact SDG&E at (800) 411-7343 and CEA at (833) 232-3110

If this comparison does not address your current rate plan, or if you have further questions, please visit us online at [TheCleanEnergyAlliance.org](https://TheCleanEnergyAlliance.org) or [SDGE.com/ccs](https://SDGE.com/ccs). Rates are current as of June 1, 2022.

CEA Privacy Policy is available at [TheCleanEnergyAlliance.org/Privacy-Rights](https://TheCleanEnergyAlliance.org/Privacy-Rights). SDG&E Privacy Policy is available at [SDGE.com/Privacy](https://SDGE.com/Privacy). All trademarks are the property of their respective owners. All rights reserved.



# Clean Energy. More Choices. Locally Controlled.



As part of our shared commitment to provide energy options to our customers, Clean Energy Alliance (CEA) and San Diego Gas & Electric® (SDG&E®) have jointly created a comparison of our typical electric rates, average monthly bills and electric generation power sources.

If this comparison does not address your current rate plan, or if you have further questions, please contact CEA at (833) 232-3110 or [TheCleanEnergyAlliance.org](https://www.thecleanenergyalliance.org) and SDG&E at (800) 411-7343 or [SDGE.com/CCA](https://www.sdge.com/CCA).

**Clean Energy Alliance**  
1200 Carlsbad Village Drive  
Carlsbad, CA 92008

PRSR STD  
U. S. POSTAGE  
**PAID**  
San Diego, CA  
Permit No. 3272